

# DATASHEET

## FFP MASKS

PROTECTION AGAINST DUST, MIST & FUMES




### AIR PLUS SERIES

#### FFP2 R D

 **3305** with Ventex®-valve

#### FFP3 R D

 **3405** with Ventex®-valve

#### CHARACTERISTICS



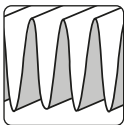
**ActivForm®**  
Automatically fits to the face.  
No manual adjustments by the user are necessary.



**DuraMesh®**  
Masks have a strong and durable structure.



**Ventex®-valve**  
Starts to open even at low exhalation pressure and significantly reduces moisture and heat inside the mask.




**AirWave® filter**  
Long-life pleated filter for noticeably reduced breathing resistance.



**Full face seal**  
3D face seal - like a rubber half mask - improves fit and provides optimum wearing comfort.



**R\* - Reusable**  
The full face seal can be wiped clean and gives the option of using the mask for more than one shift.



**Adjustable Clip**  
Easy on & off; Adjustable strap for optimal fit and wearer comfort.



**Dolomite clogging test**  
Masks have passed the Dolomite clogging test, giving the user better breathing resistance for longer.



**100% PVC-FREE**  
All Moldex products and packaging are completely free from PVC.

\* R (reusable) = Reusable. Can be cleaned, disinfected and used for more than one shift

#### CERTIFICATION

The Moldex Air Plus FFP-masks meet the requirements of EN149:2001 + A1:2009. The products are CE-marked in accordance with the requirements of EU regulation (EU)2016/425. The IFA (0121) in St. Augustin (Germany) is responsible for type examination (Module B) and monitoring of production (Module D). The products are manufactured in an ISO 9001 certified plant.

**Information for the UK market:** UKCA-marked in accordance with the requirements of PPE Regulation 2016/425 as brought into UK law and amended. Responsible for Module D surveillance: BSI-Assurance UK Ltd. (Identification number 0086), United Kingdom. UK Importer: Moldex/Metric AG & Co. KG - Unit 9, Glaisdale Point - Off Glaisdale Drive, Bilborough - Nottingham. NG8 4GP - Tel. +44 (0)115 985 4288 - info@uk.moldex-europe.com

#### MATERIALS

**Filter Layer, Inner Shell, DuraMesh®:** Polypropylene, Ethylene-vinyl acetate (EVA)

**Clip:** Polypropylene

**Full Face Seal:** TPE

**Head Strap:** Polyester, Lycra

**Ventex®-valve:** Natural Rubber

#### WEIGHT

**3305:** 42 g    **3405:** 42 g

#### AREAS OF USE

Level	WEL	Hazard type
FFP2	10 x	Hazardous fine dusts, water and oil based mists/aerosols, Biological agents of risk group 2
FFP3	20 x	Harmful and carcinogenic dusts, water and oil based mists/aerosols, biological agents of risk group 2 and 3, CMR-substances

(WEL = Workplace Exposure Limit)

# DATASHEET

## FFP MASKS

PROTECTION AGAINST DUST, MIST & FUMES



### TESTING ACCORDING TO EN 149:2001 + A1:2009

#### Total inward leakage

Ten test subjects perform a variety of exercises. During the exercises the amount of test aerosol that penetrates the filter, face seal and valve are sampled. The total inward leakage of 8 out of 10 test subjects shall not exceed the following levels:

Category	max. total inward leakage
FFP2	8 %
FFP3	2 %

The filter penetration after loading the filter with 120 mg paraffin oil according to EN 149:2001 + A1:2009 shall not exceed the following levels:

Category	max. Filter penetration
FFP2	6 %
FFP3	1 %

#### Flammability

4 respirators are passed through a 800°C (+/- 50°C) flame with a speed of 6 cm/s. After passing through the flame the respirator has to self-extinguish.

#### Breathing Resistance

The breathing resistance produced by the filter of the respirator is tested at an airflow of 30 l/min and 95 l/min.

Category	max. breathing resistance according to EN 149	
	30 l / min	95 l / min
FFP2	0,7 mbar	2,4 mbar
FFP3	1,0 mbar	3,0 mbar

### INSTRUCTIONS FOR USE

- The user has to be trained and instructed in wearing the mask.
- FFP masks do not protect against gases and vapours.
- The oxygen concentration of the ambient atmosphere should be at least 19,5 % Volume.
- These respirators may not be used if the concentration type, and properties of contaminants in the ambient atmosphere are unknown or at dangerous levels.
- Respirators should be disposed if damaged, if the breathing resistance becomes high due to clogging.
- Never tamper with, alter or modify the respirator.

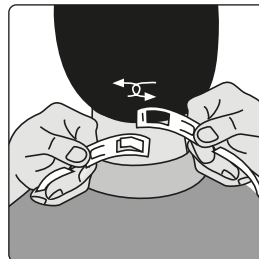
### INSTRUCTIONS FOR FITTING



1.



4. Ensure respirator fits secure and comfortable. To fasten respirator pull strap at either side of the buckle.



2. Fasten the two buckles at the back of the neck.



5. Unbuckle to take off. During work breaks open the buckles and let the mask hang around the neck.



3. Place respirator on chin and lift upper strap to place on back of head.

### INFO

For help on selection and training please contact us. We offer a wide range of training packages and support material.

MOLDEX/METRIC AG & Co. KG  
Unit 9, Glaisdale Point  
Off Glaisdale Drive, Bilborough  
Nottingham. NG8 4GP

Tel.: +44 (0)115 985 4288  
Fax: +44 (0)115 985 4211  
www.moldex-europe.com  
info@uk.moldex-europe.com